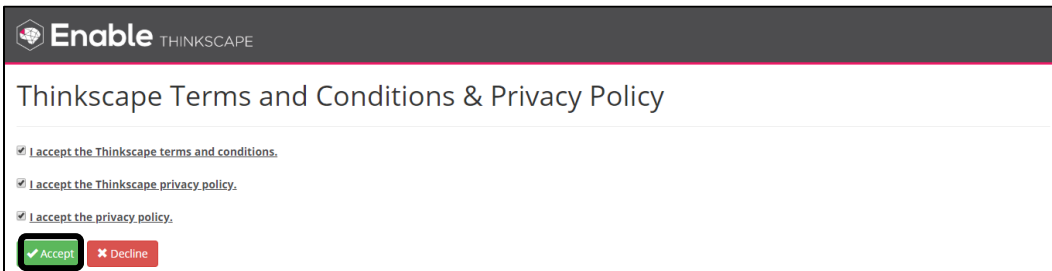


How to Access Thinkscape

1. To access the *FIRST*® LEGO® League resources, log into your *FIRST*® dashboard account. Choose the **My Class Pack Account** tab. Click on **Access Thinkscape**. You will need to log into your *FIRST* Dashboard every time to access the resources in Thinkscape.



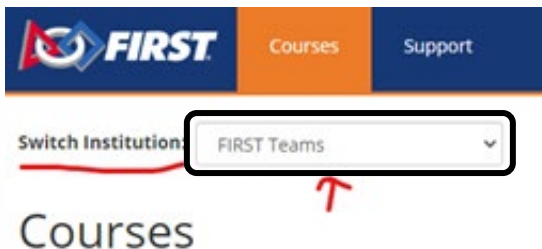
2. When you log into Thinkscape for the first time, you will need to accept the terms & conditions and privacy policy.




3. Click on the **Course** name.



4. **Note:** If you aren't seeing your course content, ensure that you have selected the correct institution.

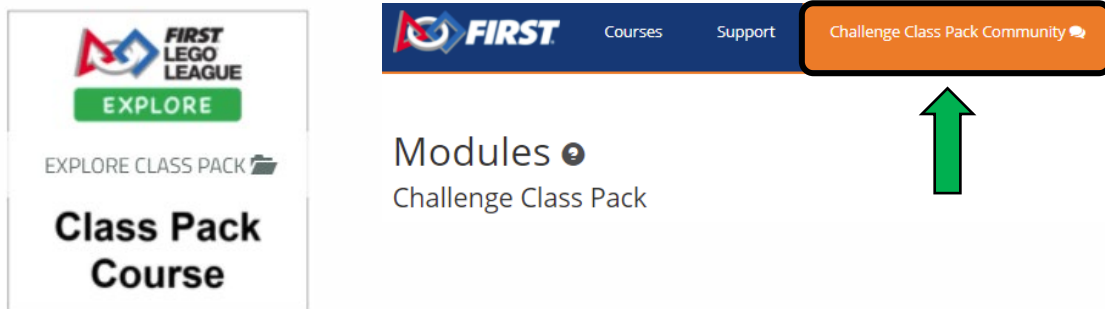


5. You will see different modules available.



Note: Season-specific resources will be available when the new season is launched in August. This will include digital versions of the guidebooks and individual session presentations.

6. A professional learning community is also available to you. Choose to the Community link at top of page to access your forum.



7. You will need to log into your *FIRST* Dashboard every time to access the forums or modules in Thinkscape.