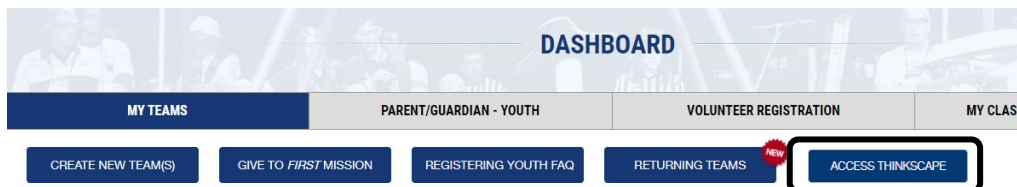
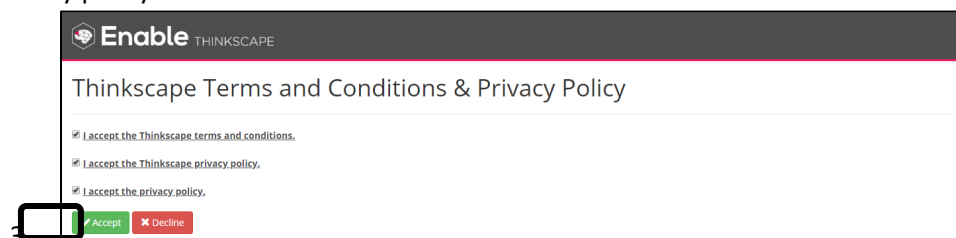


How to Access Thinkscape

- To access the *FIRST*® LEGO® League resources, log into your *FIRST*® dashboard account. Choose the **My Teams Account** tab. Click on **Access Thinkscape**. You will need to log into your *FIRST* Dashboard every time to access the resources in Thinkscape.




- When you log into Thinkscape for the first time, you will need to accept the terms & conditions and privacy policy.



- Click on the **Course** name. **Note:** If you don't see your course content, ensure that you have selected the correct institution.



- You will see different modules available. **Note:** Season-specific resources will be available when the new season is launched in August. This will include digital versions of the guidebooks and individual session presentations.



- You will need to log into your *FIRST* Dashboard every time to access your course in Thinkscape.