

INTRODUCTION

Let's Explore



EXPLORE





Guiding Questions

How can you load cargo and transport it to different areas?

How do packages get delivered to your front door?

What routes do cargo trucks use for transportation?

Where do you see trucks doing deliveries in your town?

Outcomes

- The team will build the truck and create new truck designs.
- The team will use discovery to explore the CARGO CONNECTSM theme and how cargo is transported to different destinations.

Introduction – Let's Discover



We explored new skills and ideas.

Examples of Discovery

- Ask the students to provide examples of Discovery and record them here
- Example of Discovery
- Example of Discovery



Extension

Core Values			
DISCOVERY We explore new skills and ideas.	COLLUSION We support each other and celebrate our achievements.	<i>Draw or write an example of your team working hard to solve a problem.</i>	
INNOVATION We explore new ideas and create new solutions.	TEAMWORK We work together to achieve our goals.		
IMPACT We apply what we learn to improve our world.	FUN We enjoy and celebrate what we do.		

Use the Core Values to guide your team's actions and decisions.

Take time off to rest and recharge. Your team needs time to think and create.

EMERGE CONNECTED



Placeholder for season launch video

Task 1



What products
need to be
transported to
and from your
community?


How is cargo
packed and
loaded onto
vehicles?



Task 1


- Use the space in your *Engineering Notebook* to capture your inventive ideas!
- Follow the building instructions in Book 1 to make the truck.
- Look at the mat and discover how the truck works!

You need...





Capture your inventive ideas!



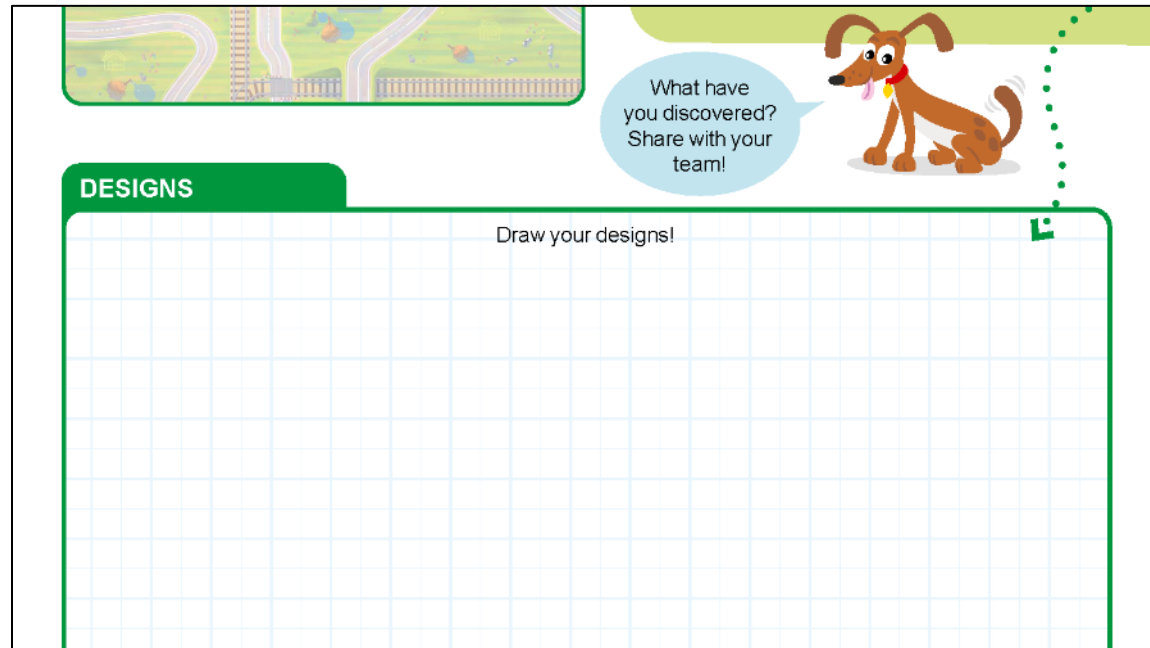
Task 2

- Circle the routes the truck can take on the mat image in your *Engineering Notebook*.



Task 2

- Draw your design of a truck that transports cargo.
- Label what products are in the cargo the truck transports.
- Share your creation with your team!



What have you discovered? Share with your team!

DESIGNS

Draw your designs!

Task 2



- Work as a team to build your amazing truck designs using the LEGO® prototyping pieces (Bag 4).

Task 2

- Place your built trucks on the mat and show how they work.





Share

- Share what you did in the session.
- Explain how cargo is transported to and from your community.
- Describe your truck designs.
- Demonstrate how your solutions work on the mat.

What have you discovered?
Share with your team!



Career Connections

- Can you think of some jobs related to cargo transportation?
- We will explore career connections related to transportation during the *FIRST* LEGO League Explore sessions.





Clean Up





FIRST® and the *FIRST*® logo are registered trademarks of For Inspiration and Recognition of Science and Technology (*FIRST*). LEGO® and MINDSTORMS® are registered trademarks of the LEGO Group. *FIRST*® LEGO® League and CARGO CONNECTSM are jointly held trademarks of *FIRST* and the LEGO Group. All other trademarks are the property of their respective owners. ©2021 *FIRST* and the LEGO Group. All rights reserved.